



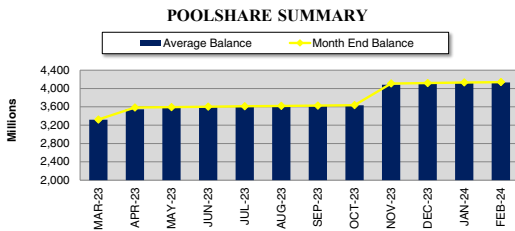
Pennsylvania Treasury Department Pool 998 (Common Investment Pool) Monthly Review - February 2024

POOL OVERVIEW

The Treasury Department manages and invests any funds exceeding the Commonwealth's current operational needs, unless those funds are explicitly under the control of another board, commission, state official, or are risk adverse. Pool 998 is a variable net asset value investment vehicle that uses longer-term fixed income, alternative investments, and equity securities to generate enhanced investment returns over time. Funds in Pool 998 are intended to weather short-term ups and downs in the market in the interest of long-term capital appreciation. Please note that this review is based upon final, audited reports and may differ slightly from any interim, unaudited figures.

POOL 998 SHAREHOLDER STATISTICS

Shares Outstanding: 4,139,387,073
Number of Shareholders: 43

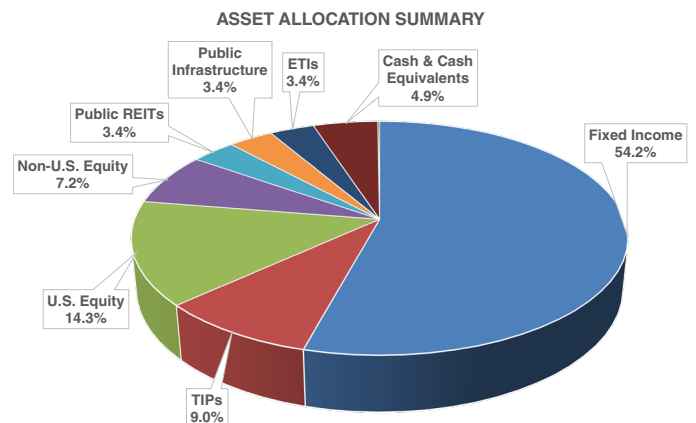
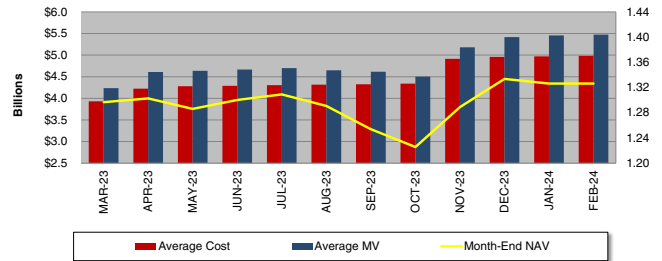


Pool 998's dividends and interest are accrued daily and distributed the following month, based on ex-date. Distributions are automatically reinvested. The distribution of realized gains/losses, accretion and amortization is at the discretion of the Treasury Investment Committee. For the 12-month period ending February 29, 2024, Pool 998 distributed \$151,278,818. The 12-month yield was 4.04%.

Month	Pool 998 Distributed Earnings	Monthly Yield
MAR-23	\$ 11,912,293	0.34%
APR-23	\$ 10,715,129	0.30%
MAY-23	\$ 12,667,401	0.35%
JUN-23	\$ 13,425,869	0.37%
JUL-23	\$ 10,328,913	0.29%
AUG-23	\$ 12,208,214	0.34%
SEP-23	\$ 13,338,133	0.37%
OCT-23	\$ 10,768,094	0.26%
NOV-23	\$ 13,939,144	0.34%
DEC-23	\$ 16,484,908	0.40%
JAN-24	\$ 12,129,463	0.29%
FEB-24	\$ 13,361,258	0.32%

POOL 998 PORTFOLIO STATISTICS

Month-End Market Value: \$5,489,840,975
NAV: \$1.3263



	Performance*				
	1-Mo	3-Mo	1-Yr	3-Yr	5-Yr
Net of Fees	0.30	3.80	7.39	0.47	2.84
Policy Benchmark	0.25	3.80	7.63	0.45	3.53

*BNY Mellon is the source for performance returns